


Technical data sheet

AZ small duct 100 A2

Item number: 6075304



AZ channel with a side height of 50 mm.
Magnetic shield insulation without cover 20 dB, with cover 50 dB.



A2	Stainless steel
2B	Bright, treated

Master data		
Item number	6075304	
Description 1	AZ small duct	
Description 2	perforated	
Manufacturer	OBO	
Dimension	50x100x3000	
Colour	stainless steel	
Material	Stainless steel	
Surface	Bright, treated	
Surface standard		
Smallest sales unit	3	
Unit of quantity	Metre	
Weight	176.934 kg	
Weight unit	kg/100 m	
CO Footprint (GWP) Cradle-to-Gate	12,2187 kg COe / 1 Meter	

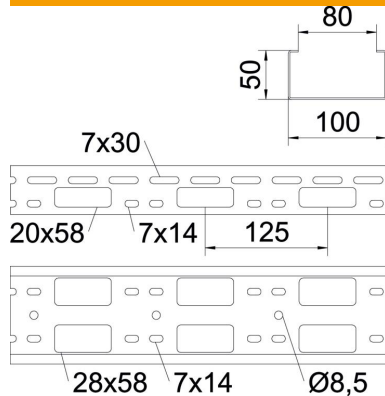
Technical data sheet

AZ small duct 100 A2

Item number: 6075304



Dimensions



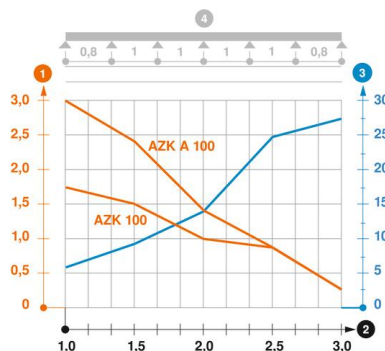
Length	3,000 mm
Width	100 mm
Height	50 mm
Plate thickness	1.5 mm
Dimension B	100 mm

Technical data

Connector version	Without connectors
Mounting system fastening type	Ceiling Wall
Maintain electrical functions	no
Mounting perforation in base	yes
NATO hole pattern	no
Usable cross-section	50 cm ²
Usable cross-section	5000 mm ²
Rustproof steel, pickled	no
Side perforation	yes
Wide-span version	no

Loads

Insertable support spacings, min.	1 m
Insertable support spacings, max.	3 m
Support spacing 1.0 m	1.7 kN/m
Support spacing 1.5 m	1.5 kN/m
Support spacing 2.0 m	1 kN/m
Support spacing 2.5 m	0.8 kN/m
Support spacing 3.0 m	0.25 kN/m



Load diagram, AZ channel

- 1 Permitted cable tray/ladder load in kN/m without man load
- 2 Support width in m
- 3 Rail bend in mm at permitted kN/m
- 4 Load scheme during testing
- Load curve with cable tray/ladder width in mm
- Strut bend curve according to support width